

Brighton & Hove City Council

Agenda Item No.5

**Meeting: Overview and Scrutiny
Organisation Committee**

E-Government Performance

Date: 24th May 2004

Report of: Director of Communications

Subject: E-Government Performance

Summary Report

Date: January to March 2004

Author: Julia Hide

Distribution

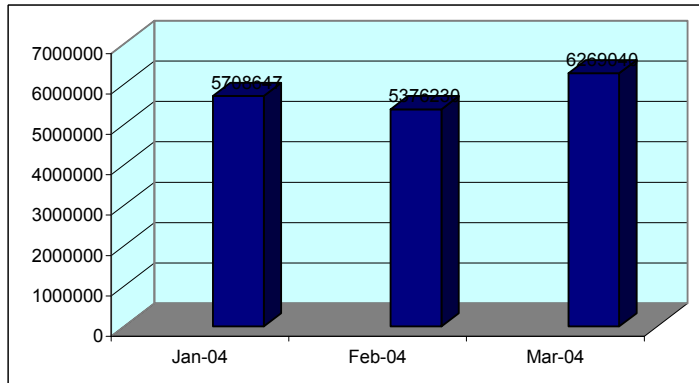
This document has been distributed to the following:

Name	Dept
Debora Parr	Head of E-Government

E-Government Performance

ONLINE

Total Hits



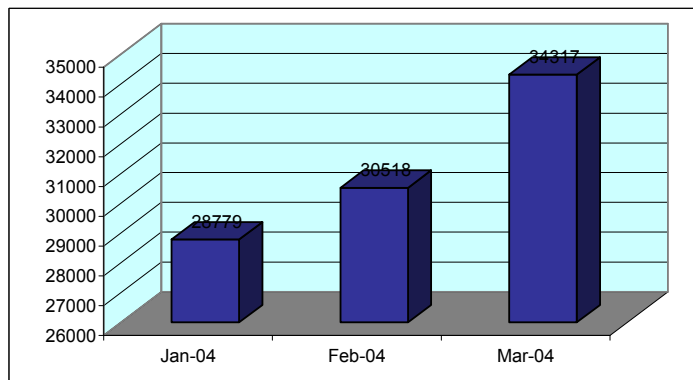
January 5,708,647

February 5,376,230

March 6,269,040

Total 17,353,917

No. of Unique Visitors



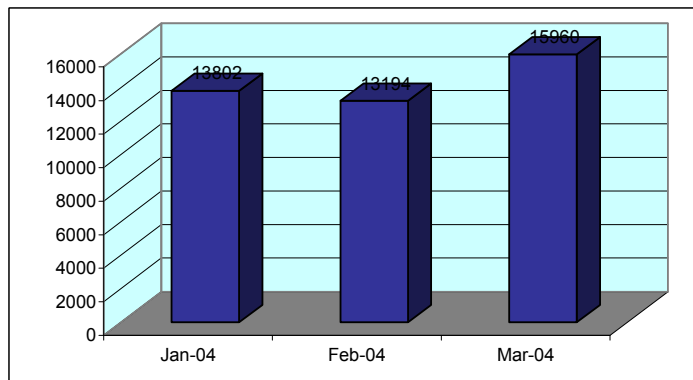
January 28,779

February 30,518

March 34,317

Total 93,614

No. of Searches



January 13,802

February 13,194

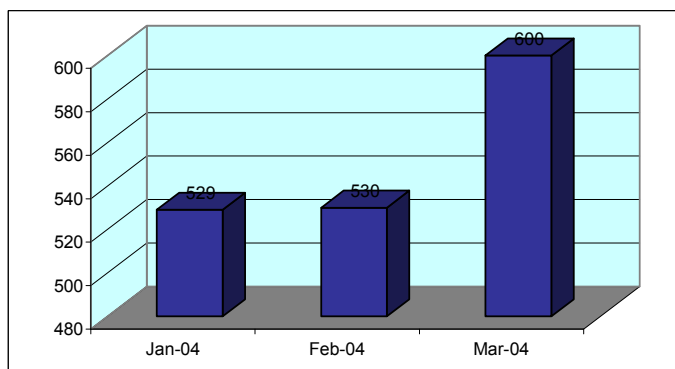
March 15,960

Total 42,956

E-Government Performance

ONLINE continued....

Total Forms Completed online



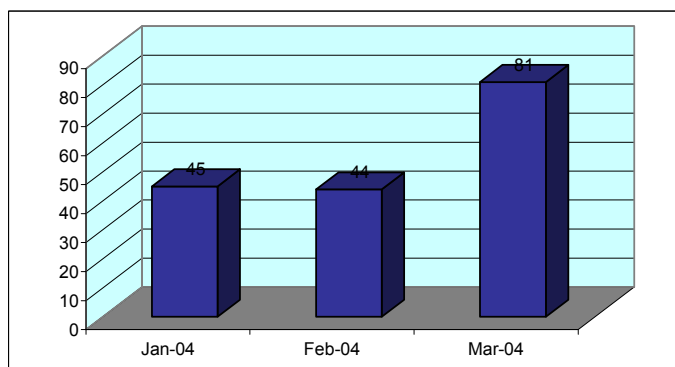
January 529

February 530

March 600

Total 1,659

Emails to Complaints@



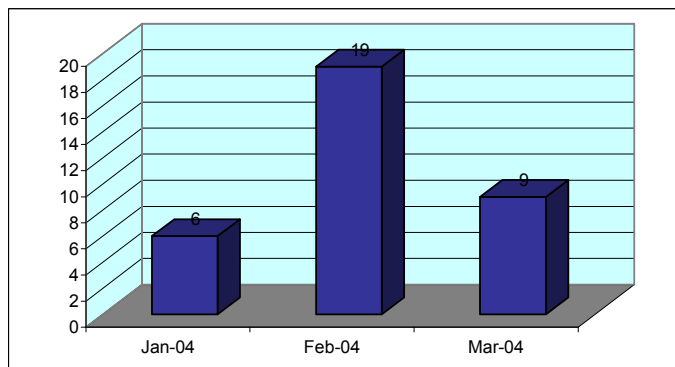
January 45

February 44

March 81

Total 170

Emails to Info@



January 6

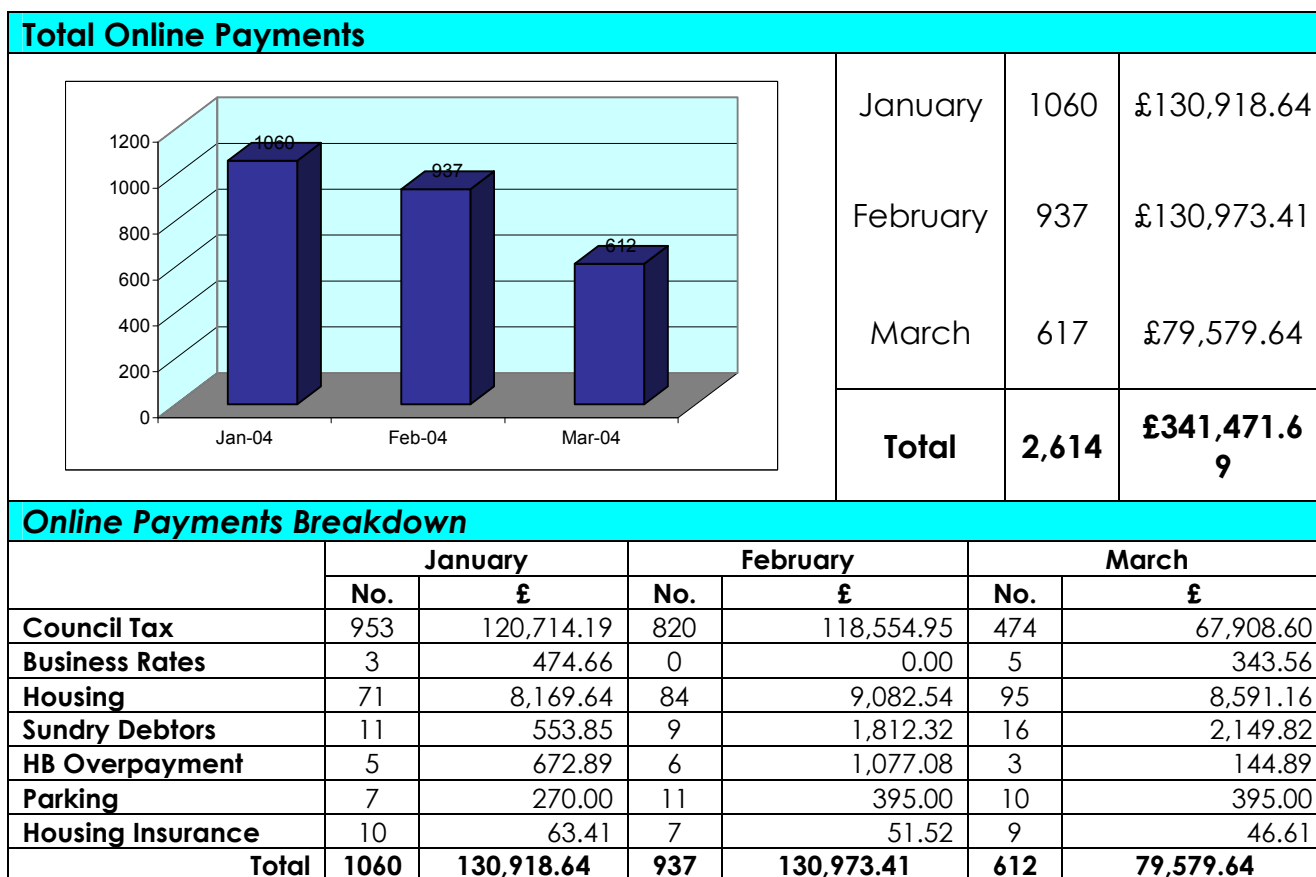
February 19

March 9

Total 34

E-Government Performance

ONLINE continued....



10 Most Popular Downloads						
	January		February		March	
1	jobs/schooljobs. pdf	3,167	jobs/schooljobs. pdf	4,286	jobs/schooljobs. pdf	4,858
2	housingbenefits/ lhapathfinder/BHCC__LHA1 1. pdf	689	housingbenefits/ HB_application_Dec03. pdf	1,517	housingbenefits/ HB_application_Dec03. pdf	1,696
3	Index_Web_14_Jan_04_rec _2. pdf	650	localplan2001/ shopping_recreation__leisure . pdf	1,257	economicdevelopment/Set ting2004. pdf	881
4	housing/ your_housing_needs. pdf	632	localplan2001/ Access_to_Decent_Homes__ Community_Facilities. pdf	871	Index_Web_17_March__04_ _rec_2. pdf	600
5	housingbenefits/ HB_application_Dec03. pdf	566	housingbenefits/ lhapathfinder/BHCC__LHA11. pdf	681	economicdevelop/ HouseholdIncomesinBH- Final. pdf	541
6	housing/ allocations_scheme_ha96.p df	445	localplan2001/ inspectorsletter. pdf	636	housing/ your_housing_needs. pdf	535
7	concise- constitution. pdf	408	Index_Web_25_Feb_04_rec.p df	590	housingbenefits/ lhapathfinder/BHCC__LHA1 1. pdf	447
8	Index_Web_4_Feb_04__rec. pdf	399	housing/ your_housing_needs. pdf	514	housing/ allocations_scheme_ha96.p df	435
9	citystats/ 1_CityProfile. pdf	389	housing/ allocations_scheme_ha96. pdf	495	finance/ Statement_of_Accounts_01/ 02. pdf	427
10	housingbenefits/ HB_Application_Form_Augu st_2003. pdf	380	localplan2001/ Introduction__General_Obje ctions. pdf	440	planning/ Householder_BH1. PDF 397	397

E-Government Performance

10 Most Popular Search Terms						
	January		February		March	
1	map	233	jobs	124	jobs	184
2	grants	161	local plan	121	teaching vacancies	126
3	jobs	150	teaching vacancies	102	planning	107
4	social services	116	grants	91	map	105
5	allotments	69	vacancies	81	tourism	103
6	council tax	67	council tax	77	parking	90
7	teaching vacancies	64	map	74	grants	78
8	parking	63	planning	57	king alfred	75
9	schools	61	parking	57	vacancies	71
10	local plan	59	teaching	56	local plan	62

10 Most Popular Pages						
	January		February		March	
1	your city/planning	3,121	your city/planning	3,481	your city/planning	3,908
2	your council/council tax & business rates	2,634	your council/council tax & business rates	2,873	your city/refuse & recycling	3,383
3	work/jobs & careers/list all vacancies	2,606	work/jobs & careers/list all vacancies	2,686	work/jobs & careers	3,076
4	work/jobs & careers	1,945	work/jobs & careers	2,489	work/jobs & careers/list all vacancies	2,928
5	life/housing - general	1,791	your city/refuse & recycling	1,940	your council/council tax & business rates/council tax bandings 2004/05	2,735
6	your city/refuse & recycling	1,720	life/housing - general	1,728	your council/council tax & business rates	2,343
7	your city/planning/list of registered planning applications	1,687	your city/planning/list of registered planning applications	1,683	your city/planning/list of registered planning applications	2,313
8	A-to-Z/how to get the most from this site/refined searching	1,603	A-to-Z/how to get the most from this site/refined searching	1,623	your council/citydirect centres/contact the council	2,164
9	your city/parking	1,536	your council/citydirect centres/contact the council	1,618	A-to-Z/how to get the most from this site/refined searching	1,968
10	A-to-Z/A-B-C	1,524	your city/parking	1,523	life/housing - general	1,906

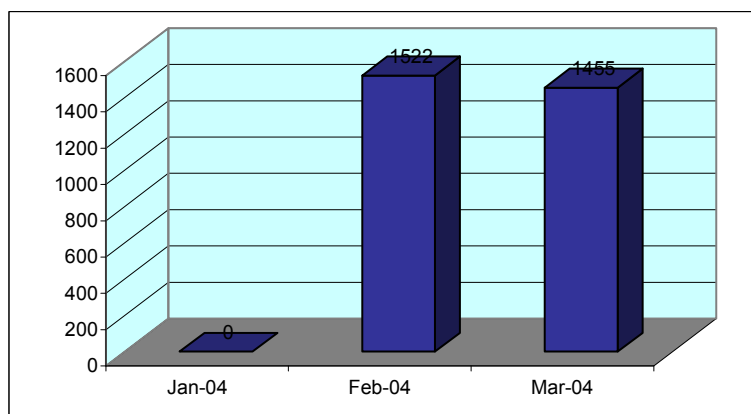
E-Government Performance

10 Most Popular Forms		
	Form Name	Subs from Jan to Mar
1	Residents_Parking_Permit_Form	307
2	cityclean_comments_form	269
3	Notification_of_a_change_of_occupation / vacation (Council Tax)	136
4	Street_lighting_faults	100
5	Sussex_University_Student_Application	84
6	Notification_of_a_change_of_address (CouncilTax)	76
7	Allotment_Application_Form	66
8	Trading_Standards_complaint/enquiry_form	58
9	abandoned_vehicles_reporting_form	57
10	Education Online Stationery	56
Total		1209

E-Government Performance

TELEPHONE

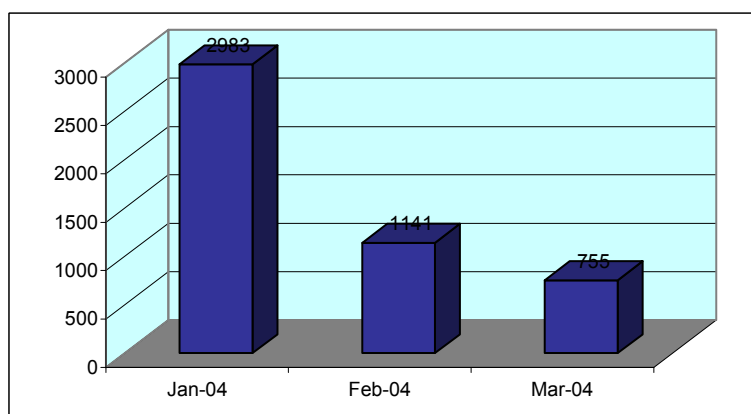
Cashiers – IVR Payments



January	0	£0.00
February	1522	£256,001.46
March	1455	£236,743.54
Total	2977	£748,746.46

FACE - TO - FACE

Cashiers – E-Enabled Payments



January	2983	£455,638.08
February	1141	£178,635.75
March	755	£136,635.86
Total	4879	£770,909.69

Compiled quarterly beyond this point (from City Direct Performance Framework)

E-Government Performance

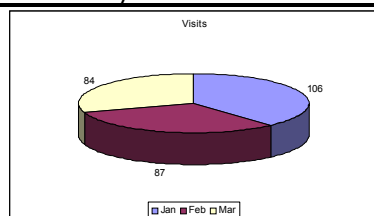
Usage of self-help desks – Webtrends monitor PC usage

Hove Town Hall	
<p>A 3D pie chart titled 'Visits' showing the distribution of visits for three months. The legend indicates Jan (blue), Feb (maroon), and Mar (yellow). The values are 64 for Jan, 81 for Feb, and 87 for Mar.</p>	<p>The average number of Visits for three months was 77 per month</p>
Bartholomew House	
<p>A 3D pie chart titled 'Visits' showing the distribution of visits for three months. The legend indicates Jan (blue), Feb (maroon), and Mar (yellow). The values are 93 for Jan, 97 for Feb, and 112 for Mar.</p>	<p>The average number of Visits for three months was 101 per month</p>
Portslade Office	
<p>A 3D pie chart titled 'Visits' showing the distribution of visits for three months. The legend indicates Jan (blue), Feb (maroon), and Mar (yellow). The values are 43 for Jan, 50 for Feb, and 58 for Mar.</p>	<p>The average number of Visits for three months was 50 per month</p>
Bevendean Primary School	
<p>A 3D pie chart titled 'Visits' showing the distribution of visits for three months. The legend indicates Jan (blue), Feb (maroon), and Mar (yellow). The values are 3 for Jan, 2 for Feb, and 0 for Mar.</p>	<p>The average number of Visits for three months was 2 per month</p>
Hove Central Library	
<p>A 3D pie chart titled 'Visits' showing the distribution of visits for three months. The legend indicates Jan (blue), Feb (maroon), and Mar (yellow). The values are 63 for Jan, 56 for Feb, and 63 for Mar.</p>	<p>The average number of Visits for three months was 61 per month</p>
Portslade Library	
<p>A 3D pie chart titled 'Visits' showing the distribution of visits for three months. The legend indicates Jan (blue), Feb (maroon), and Mar (yellow). The values are 6 for Jan, 6 for Feb, and 12 for Mar.</p>	<p>The average number of Visits for three months was 8 per month</p>

E-Government Performance

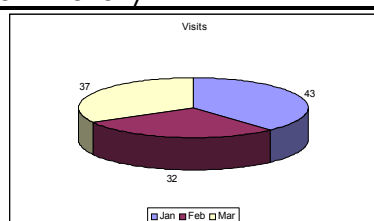
Usage of self-help desks – Webtrends monitor PC usage

Brighton Library



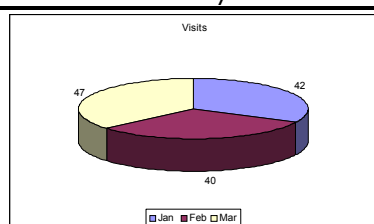
The average number of Visits for three months was **92** per month

Saltdean Library



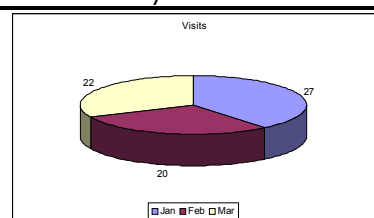
The average number of Visits for three months was **37** per month

Moulsecoomb Library



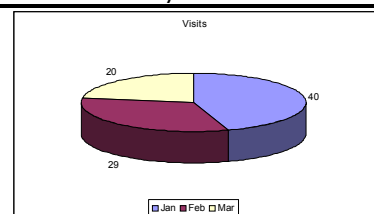
The average number of Visits for three months was **43** per month

Westdean Library



The average number of Visits for three months was **23** per month

Whitehawk Library



The average number of Visits for three months was **30** per month

Note:

- i) Statistics still not available from Coldean, Hangleton, Hollingbury, Patcham, Rottingdean and Woodingdean.

E-Government Performance

Customer Access Levels – Footfall Count

Hove Town Hall

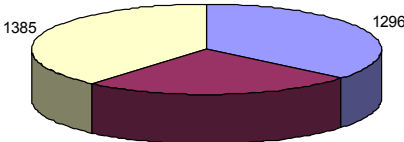
- Total Visitors: **0000** of which **00%** of enquires were resolved by CSA and **00%** of enquires were referred.
(Data to be advised)

Bartholomew House

- Total Visitors: **0000** of which **00%** of enquires were resolved by CSA and **00%** of enquires were referred.
(Data to be advised)

Portslade Office

Total Visitors



Month	Visitors
Jan	1296
Feb	897
Mar	1385

- Total Visitors: **3578** of which **92%** were front desk customers and **8%** were cashier customers.